



Environmental Education for Resource Sustainability Trust

ANNUAL REPORT

2018/2019



Manaia Community Preschool



Chairman's Report



It is strange, but I think 2018 is going to be remembered as a milestone year, because the Chinese have put their foot down and closed their country as the world's recycler. This has had an impact of the type and volume of material collected for recycling. It has meant that recyclers are being paid less for the material they collect.

This means it is really important for your school to play your part to ensure the paper and cardboard that you put out for recycling is just that – paper and cardboard. Contamination makes it really difficult for an industry that is already under pressure. It may mean your recycling costs have increased. It's just the way the industry is at the moment. Recyclers are getting less for their materials which means some have started charging a little more at the front end to cover those losses. My message to you is "keep recycling" and ensure that what you put out for recycling is not contaminated with the wrong materials.

This will be the year we begin to look more closely at our own backyard and invest in more onshore recycling processing facilities. The government has a new buzz word this year as well, "Circular Economy". We are starting to hear more and more about and moving from a linear economy to a circular one. What does this mean for schools? Well I guess it is about taking a closer look at school operations and deciding what products and services continue to result in generating waste, rather than being part of a circular economy.

Public consultation was held on a mandatory phase out of single-use plastic shopping bags. Ninety-two percent of the people and organisations who had their say supported a mandatory nationwide phase out which came into effect July 1st 2019. Although plastic bags do not have a lot to do with planting trees and recycling paper, there is a relationship. For the first time in several years, we have seen government action on regulation around recycling. And there is greater emphasis on environmental protection.

Planting trees and minimising waste are higher on the priority list for both central government and local authorities. Both are fundamental aspects of the Paper4trees programme. Over the past year, we have become involved with Trees that Count. This national programme has been set up to make it easier for Kiwi's to make a difference and by planting millions more native trees. Every single tree counts so whether your school is planting one native tree in your school grounds or hundreds in your community, Trees that Count want to know about it. By being part of Trees that Count, the Paper4trees programme are monitoring and measuring your positive impact of the work you are doing to improve the environment.

Thank you once again to our council partners, corporate partners and other funding partners. There would be no Paper4trees programme without you. Once again, I would like to thank my fellow trustees and our staff and volunteers for making the past year another successful one. The programme has been going now for 19 years and it has been a privilege to be involved since inception.



Rakaia Playcentre – Planting their plants from Paper4trees.

Paper4trees

Paper4trees continues to be the flagship programme for EERST. At the time of writing, the programme was active in 4,181 schools/preschools and we delivered 20,923 trees to all regions this year. All trees are sourced locally using 28 nurseries from the top of the North Island to the bottom of the South Island. We have seen a few nurseries closing in the past year, which means we have provided trees from larger operators that able to fill the gaps.

We are continuing to encourage schools to use our online registration and tree orders, which helps makes the best use of our capacity in the office. Attending to phone calls and communicating with schools and preschools continues to draw a large proportion of our personnel resources. Our experienced staff have continued to do an outstanding job managing the programme again year.

Water4schools

We are pleased to announce that Water4schools was given an another boost from Bay of Plenty Regional Council this year. The allocation of funding allowed us to install water tanks to additional five Bay of Plenty schools and preschools over the past year. Schools are certainly interested in water conservation and we are pleased that we can tap more schools into rainwater harvesting going into the future.

Energy4schools

Helping schools reduce energy consumption as well as energy costs is still important to our trust. We are still keen to help schools gain a better understanding the financial benefits of solar PV and how an investment in solar panels will reduce the cost of their energy needs over time. With the price of solar panels dropping each year, the business case and return on investment stacks up. Because it is a large capital investment for schools, solar panels often get overlooked as being an expensive “nice to have” but cannot afford right now project. We will continue to promote energy efficiency as an important aspect of school sustainability. Let us know if you school has purchased an electric vehicle. We would love to profile you in our term newsletter.

Keep Tauranga Beautiful

Our trust continues to be the local branch of Keep New Zealand Beautiful (KNZB) and one of the things we do is to provide equipment such as gloves and buckets to community group clean-ups and participated in community litter clean up. This year, EERST donated plants again and planted at Leisure Island.

It has been a real pleasure for me to serve as Chair of the organisation over the past year. As always, I need to emphasise that Paper4trees is your programme. It belongs to our teachers, support staff and students. We simply manage the programme on behalf of our partners, funders and sponsors. We are all stewards and kaitiakitanga, doing the best we can. Thank you for your support and participation in the programme.

Nga Mihi Nui



Marty Hoffart

Chairman





Keep Tauranga Beautiful at a clean up event in Mount Maunganui.

Vision

EERST works for sustainability in New Zealand.

Goal

Behaviour change and waste minimisation in preschools, schools, businesses and communities.

We believe that through education and action, all communities can live more sustainably.

What We Do

1. Set schools up with infrastructure to aid in sustainable initiatives

EERST provides schools and preschools with classroom recycling bins to encourage source separation. We also provide schools and preschools with water tanks to encourage water conservation.

2. Provide advice and support for schools and preschools

We advise schools and preschools on recycling practices, local recycling collectors and other waste minimisation initiatives.

3. Provide incentives for schools and preschools to participate in sustainable initiatives

EERST rewards each school and preschool with one native tree for every 2m³ of paper and cardboard they divert from landfill. Where funding is successful, we provide water tanks.




Paper4trees
CARBON REDUCTION PROGRAMME

- National school recycling programme
- Planting native trees
- Reducing waste to landfill
- Reducing carbon emissions
- Educating for tomorrow



become a link in this chain...


www.paper4trees.co.nz
Thanks to our partners and sponsors who help make this all happen



water4schools
CARBON ZERO PROGRAMME

Water4schools is a practical programme to get schools and early childhood centres to use water more sustainably.

Many schools have taken the sustainability message onboard and have started to reduce waste, build a worm farm or plant edible gardens. Although many programmes encourage schools to embrace sustainability, very few schools harvest rainwater from their roofs.




KEEP TAURANGA BEAUTIFUL

www.eerst.co.nz
Keep Tauranga Beautiful is a branch of Keep New Zealand Beautiful www.knzb.org.nz

Programme Manager's Report



Paper4trees continues to expand throughout New Zealand with the help of funding from local council, grants and corporate sponsors. It is the largest school-based recycling programme in the country with over 4,000 schools and preschools currently participating. This number continues to rise as we have new schools and preschools joining each month. Paper4trees is more than paper and cardboard recycling. Although paper and cardboard accounts for about 70% of school waste, the programme is now also encouraging schools to look at their paper consumption, and aim towards reduction.

Since paper and cardboard account for the majority of waste in a school and this is naturally the easiest material to begin sorting and recycling. We encourage schools and preschools to move to other waste streams once they have their paper and cardboard sorted. Each school and preschool is asked to record their recycling data throughout the year via our online database which is accessible through the Paper4trees website. Those schools and preschools that wish to plant trees can earn a specific number of trees based on their annual recycling volume.

The most important aspect of the programme is that these schools and preschools ***are consistently supported to increase resource recovery, which is diverting resources from landfill***. Offering the schools and preschools trees for recycling is purely an incentive to get them to the website to record their diversion statistics. The Paper4trees team is in constant communication with the schools to offer assistance. Paper4trees continues to achieve in four key areas:


- *Reduction in the volume of waste to landfill in your local community, therefore a reduction of methane gas and leachate from landfills.*
- *Increased tree planting means a reduction in CO₂ in the atmosphere.*
- *Education and behaviour change around waste minimisation, environmental awareness and encouraging effective recycling practises.*
- *Job creation within the resource recovery industry, which creates local economic development in the collection and processing of recovered materials.*

There are 18 schools and preschools signed up to the Water4schools programme. Thirteen of these have now been in the programme for three years. We implemented the programme into five more Bay of Plenty schools in 2019 thanks to funding from Bay of Plenty Regional Council. These schools and preschools received water tanks varying in size between 1,100 litres – 30,000 litres based on what the tank was to be used for. During 2019, \$4,769.54 was saved in water cost thanks to their water tanks diverting 3,196m³ of water from their mains supply.

Keep Tauranga Beautiful continued to be involved in community litter clean up as well as planting native plants in the local community. The branch will continue to support local community groups and volunteers for tree planting and litter clean up.

As the programmes continue to grow and schools and preschools are encouraged to minimise more waste, it becomes more challenging for our team to meet the needs of these schools and preschools. To this end we are extremely grateful to those councils, corporate partners, and funding agencies that make it possible. See our website for a full list of sponsors.

Satsuki Takenouchi



Programmes Manager

Impact Report

In 2018/2019, Paper4trees achieved the following results for New Zealand schools and preschools:



2018/2019



23,646 NATIVE TREES



6,355 TONNES

PAPER AND CARDBOARD RECYCLED



50,840 M3

LANDFILL SPACE SAVED



34,317 TONNES

CO₂ NOT PRODUCED IN LANDFILL



4,198 SCHOOLS

AND PRESCHOOLS IN TOTAL

From the Beginning

Since Paper4trees' inception in 2001, NZ schools and preschools have achieved the following:



256,717 NATIVE TREES



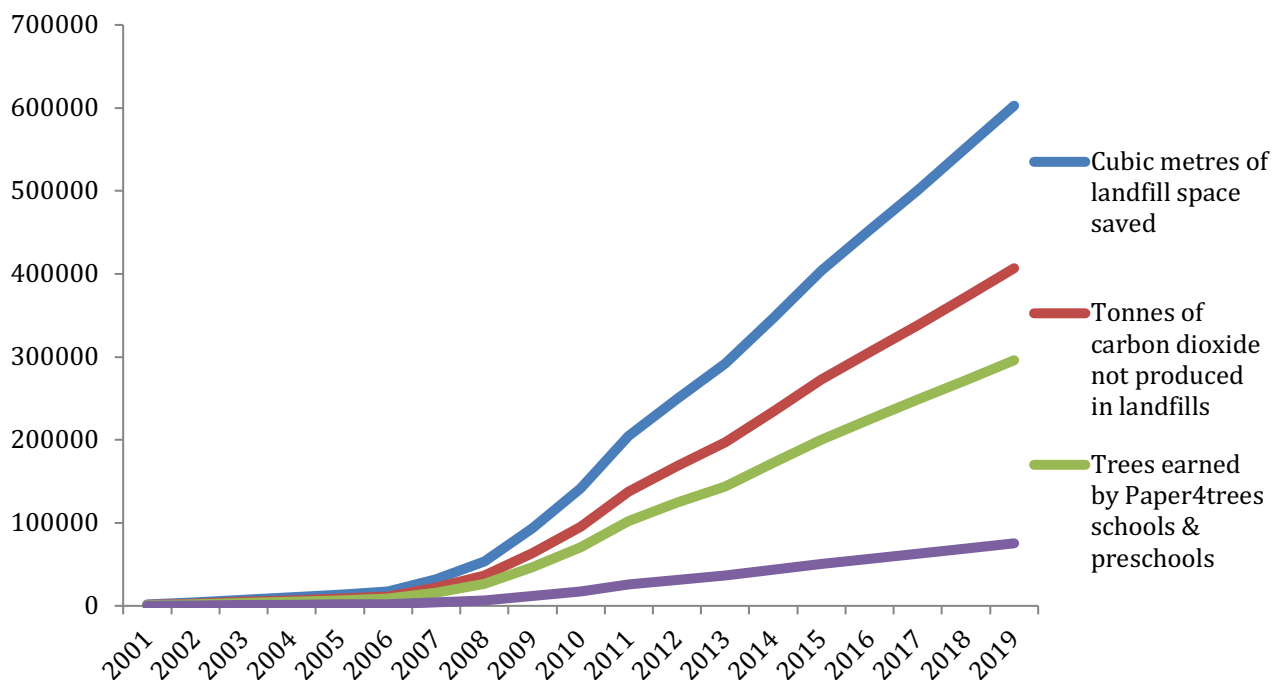
63,774 TONNES
PAPER AND CARDBOARD RECYCLED



510,192 M3
LANDFILL SPACE SAVED



344,379 TONNES
CO₂ NOT PRODUCED IN LANDFILL



Your Stories



Thank you

Foundation North and

Te Whangai Trust for our lovely trees

**These were planted in our garden on 3th
July**

Love Aubrey ELC Silverdale (have a look at
Aubrey Early Learning Centre facebook page)



**DEVON
KINDERGARTEN**
Says
**THANK YOU
OMV**
for our new plants!



Annual Financial Statements

Statement of Financial Performance

For the year ended 31 March 2019

Income

	<u>2019</u>	<u>2018</u>
Donations, Fundraising and Other Similar Revenue	\$223,965	\$238,099
Revenue From Providing Goods or Services	\$49,434	\$65,874
Interest, Dividends and other Investment Income	\$517	\$499
Total Revenue	\$273,916	\$304,472

Less Expenses

Volunteer and Employee Related Costs	\$109,822	\$131,958
Costs Related to Providing Goods or Services	\$109,251	\$123,628
Other Expenses	\$33,065	\$34,081
Total Expenses	\$252,138	\$289,667

Net Surplus/Deficit-

	\$21,778	\$14,805
--	-----------------	-----------------

Expense Schedule

For the year ended 31 March 2019

Analysis of Expenses

	<u>2019</u>	<u>2018</u>
ACC Levies	\$211	\$365
Admin/Management Fees	\$13,798	\$18,382
Conferences	\$1,906	\$2,972
Contractor Fees	\$1,493	\$23,712
Wages	\$92,413	\$86,527
Opening Stock	\$1,896	\$1,351
Closing Stock	(\$4,228)	\$(1,896)
Purchases – WENZ Programme	\$24,000	-
Closing Stock – WENZ Programme	\$(24,000)	-
Classroom Bins	\$8,404	\$7,432
Eco Products	\$1,195	\$2,733
Freight and Cartage	\$4,775	\$4,210
Native Plants	\$94,123	\$107,927
Projects	\$3,086	\$1,870
Accountancy Fees	\$4,820	\$5,134
Advertising	\$1,182	\$2,190
Bank Fees and Charges	\$68	\$39
Computer Expenses	\$378	\$1,870
Depreciation	\$1,805	\$3,075
Donations	\$543	\$429
Electricity and Gas	\$1,524	\$541
Equipment Lease	\$4,505	\$1,694
General Expenses	\$-	\$909
Insurance	\$3,781	\$1,694
Interest	\$1,249	-
Motor Vehicle Expenses	\$3,440	\$5,256
Office Supplies	\$544	\$657
Reimbursements	\$356	\$644
Rent	\$3,686	\$5,256
Staff Expenses	\$696	\$358
Subscriptions and Licenses	\$2,779	\$3,371
Telephone and Internet	\$444	\$868
Travelling Expenses	\$1,264	\$964
Total	\$252,138	\$289,667

Statement of Movements in Equity

For the year ended 31 March 2019

	<u>2019</u>	<u>2018</u>
Opening Balance	\$78,295	\$63,490
Plus:		
Net Surplus	\$21,778	\$14,805
Total	\$21,778	\$14,805
Less:		
Net Deficit	\$0	\$0
Total	\$0	\$0
Closing Balance	\$100,073	\$78,295

Statement of Financial Position

For the year ended 31 March 2019

Trust Equity

Equity as scheduled	\$78,295	\$63,490
----------------------------	-----------------	-----------------

Equity Represented By:

Current Assets:		
Cash in Bank	\$129,586	\$61,360
Accounts Receivable	\$18,834	\$40,699
Stock on Hand	\$4,228	\$1,896
Prepayments	\$1,280	\$1,220
Stock on Hand – WENZ Programme	\$24,000	-
Total	\$177,928	\$105,176
Fixed Assets:		
As Per Schedule	\$129,227	\$5,032
Total Assets	\$307,155	\$110,208

Less Liabilities

Accounts Payable	\$3,305	\$4,949
GST Payable	\$7,032	\$8,806
Current Portion of Term Liabilities	\$30,000	-
Other Current Liabilities	\$30,672	\$17,027
Visa	\$934	\$1,131
Total Liabilities	\$71,943	\$31,913

Net Assets

	\$100,073	\$78,295
--	------------------	-----------------

Thank You!

*EERST and all of the Paper4trees schools and preschools would like to say a massive thank you to **all of our sponsors** for supporting our programmes. If there is something specific you would like us to focus on (e-Waste, organics, etc), please do not hesitate to get in touch with us.*

*Your support has ensured the programme can continue to make an impact in **NZ schools and preschools**. We look forward to another great year so we can continue to offer assistance to local schools to keep them recycling and minimising waste. For this, EERST and all of the schools and preschools are extremely grateful. Thank you for your support.*



Funding Organisations



Supporters



Councils

*Far North District Council
Whangarei District Council
Papakura Local Board
Waitemata Local Board
Mangere-Otahuhu Local Board
Waitakere Ranges Local Board
Puketapapa Local Board
Orakei Local Board
Waikato District Council
Thames Coromandel District Council
Hauraki District Council
Matamata Piako District Council
Otorohanga District Council
Waitomo District Council
South Waikato District Council
Taupo District Council
Tauranga City Council
Western Bay of Plenty District Council
Whakatane District Council
Kawerau District Council
Opotiki District Council*

*Napier City Council
Central Hawkes Bay District Council
Ruapehu District Council
Whanganui District Council
Rangitikei District Council
Manawatu District Council
Taranaki District Council
Horowhenua District Council
Kapiti Coast District Council
Masterton District Council
Carterton District Council
South Wairarapa District Council
Hutt City Council
Marlborough District Council
Westland District Council
Waimakariri District Council
Selwyn District Council
Ashburton District Council
Timaru District Council
Mackenzie District Council
Waimate District Council*



Partners:



Thank you all for your support!